


Balanço das Metas 2013-2016

(3 anos e 8 meses = 44 meses)


91,66 % do tempo de governo



Objetivo 1: Desenvolvimento Social

13 Metas: 1 a 13

4: Superadas
1: 100% - Concluída
3: 75% a 99,99%
3: 50% a 75%
1: 25% a 50%
1: 0,0 a 25%



Objetivo 2: Educação

6 Metas: 14 a 19

2: Superadas


0: 100% - Concluída

0: 75% a 99,99%

2: 50% a 75%

2: 25% a 50%

0: 0,0 a 25%



Objetivo 3: Saúde

7 Metas: 20 a 26

0: Superada


0: 100% - Concluída

4: 75% a 99,99%

2: 50% a 75%

1: 25% a 50%

0: 0,0 a 25%



Objetivo 4: Cultura

8 Metas: 27 a 34

2: Superadas


2: 100% - Concluídas

1: 75% a 99,99%

1: 50% a 75%

2: 25% a 50%

0: 0,0 a 25%



Objetivo 5: Habitação

3 Metas: 35 a 37

0: Superada


0: 100% - Concluída

0: 75% a 99,99%

3: 50% a 75%

0: 25% a 50%

0: 0,0 a 25%



Objetivo 6 – Segurança

7 Metas: 38 a 44

1: Superada


0: 100% - Concluída

2: 75% a 99,99%

1: 50% a 75%

2: 25% a 50%

1: 0,0 a 25%



Objetivo 7: Esporte e Lazer

5 Metas: 45 a 49

1: Superada


1: 100% - Concluída

0: 75% a 99,99%

2: 50% a 75%

0: 25% a 50%

1: 0,0 a 25%



Objetivo 8: Pessoas com Deficiência

7 Metas: 50 a 56

3: Superadas


2: 100% - Concluídas

0: 75% a 99,99%

2: 50% a 75%

0: 25% a 50%

0: 0,0 a 25%



Objetivo 9: Direitos Humanos e Cidadania

10 Metas: 57 a 66

1: Superada


7: 100% - Concluídas

1: 75% a 99,99%

0: 50% a 75%

1: 25% a 50%

0: 0,0 a 25%



Objetivo 10: População Idosa

5 Metas: 67 a 71

0: Superada


2: 100% - Concluídas

0: 75% a 99,99%

1: 50% a 75%

1: 25% a 50%

1: 0,0 a 25%



Objetivo 11: Espaços Públicos

5 Metas: 72 a 76

2: Superadas


1: 100% - Concluída

0: 75% a 99,99%

1: 50% a 75%

1: 25% a 50%

0: 0,0 a 25%



Objetivo 12: Desenvolvimento Econômico

3 Metas: 77 a 79

0: Superada


3: 100% - Concluídas

0: 75% a 99,99%

0: 50% a 75%

0: 25% a 50%

0: 0,0 a 25%



Objetivo 13: Tecnologia e Inovação

3 Metas: 80 a 82

0: Superada


2: 100% - Concluídas

0: 75% a 99,99%

0: 50% a 75%

1: 25% a 50%


0: 0,0 a 25%



Objetivo 14: Meio Ambiente

6 Metas: 83 a 88

- 0: Superada
- 2: 100% - Concluídas
- 1: 75% a 99,99%
- 1: 50% a 75%
- 2: 25% a 50%
- 0: 0,0 a 25%



Objetivo 15: Resíduos Sólidos

4 Metas: 89 a 92

0: Superada


1: 100% - Concluída

0: 75% a 99,99%

1: 50% a 75%

1: 25% a 50%

1: 0,0 a 25%



Objetivo 16: Mobilidade

11 Metas: 93 a 103

2: Superadas


3: 100% - Concluídas

1: 75% a 99,99%

3: 50% a 75%

2: 25% a 50%

0: 0,0 a 25%



Objetivo 17: Drenagem

3 Metas: 104 a 106

1: Superada


1: 100% - Concluída

0: 75% a 99,99%

1: 50% a 75%

0: 25% a 50%

0: 0,0 a 25%



Objetivo 18: Atendimento ao Cidadão

6 Metas: 107 a 112

0: Superada


4: 100% - Concluídas

1: 75% a 99,99%

0: 50% a 75%

0: 25% a 50%

1: 0,0 a 25%



Objetivo 19: Participação e Transparência

7 Metas: 113 a 119

0: Superada


7: 100% - Concluídas

0: 75% a 99,99%

0: 50% a 75%

0: 25% a 50%

0: 0,0 a 25%



Objetivo 20: Desenvolvimento Urbano

4 Metas: 120 a 123

0: Superada


3: 100% - Concluídas

0: 75% a 99,99%

1: 50% a 75%

0: 25% a 50%

0: 0,0 a 25%



Metas Superadas = 19

+

Metas 100% Concluídas = 42 = 61 (49,59%)


Metas de 75,01% a 99,99% = 14 (11,38%)

Metas de 50,01% a 75% = 25 (20,32%)

Metas de 25,01% a 50% = 17 (13,82%)

Metas de 00,00 a 25% = 06 (4,87%)

% de cumprimento informado(todas as metas):78,96%
em 91,66% do tempo de mandato



Obrigado !

Mauricio Broinizi Pereira

mauricio@isps.org.br